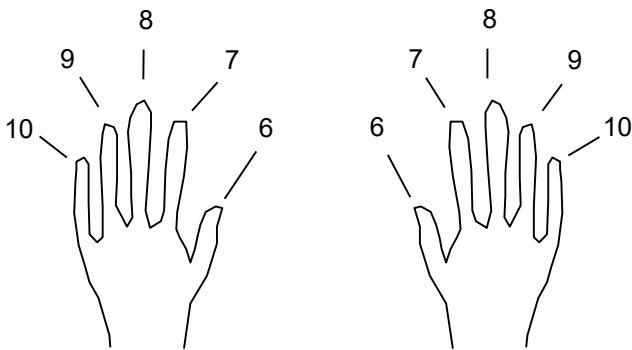


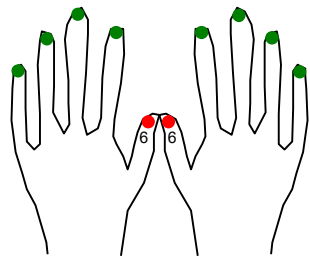
## 6 - 10 Times tables with fingers

Hold out your hands so that your thumbs point to each other.  
In your head number the fingers and thumbs as shown.



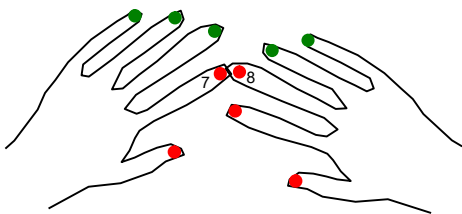
To see how this works follow the next few examples.

To multiply 6 by 6: bring both thumbs together.



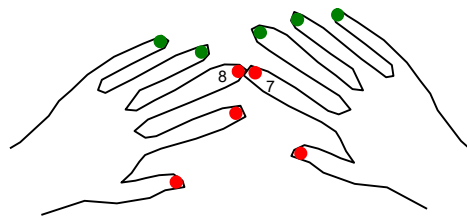
$$\begin{aligned} 6 \times 6 &= 2 \text{ tens} + (4 \times 4) \text{ units} \\ &= 20 + 16 \\ &= 36 \end{aligned}$$

To multiply 7 by 8: bring the number 7 finger from one hand to the number 8 finger of the other hand (it does not matter which way you do it).



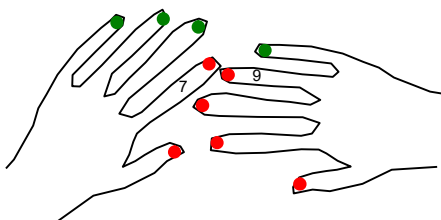
$$\begin{aligned} 7 \times 8 &= 5 \text{ tens} + (3 \times 2) \text{ units} \\ &= 50 + 6 \\ &= 56 \end{aligned}$$

or



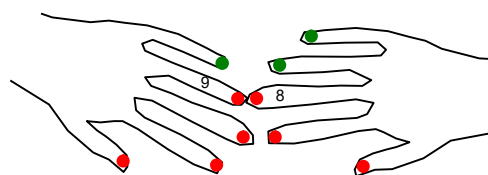
$$\begin{aligned} 8 \times 7 &= 5 \text{ tens} + (2 \times 3) \text{ units} \\ &= 50 + 6 \\ &= 56 \end{aligned}$$

Similarly, 7 x 9:



$$\begin{aligned} 7 \times 9 &= 6 \text{ tens} + (3 \times 1) \text{ units} \\ &= 60 + 3 \\ &= 63 \end{aligned}$$

9 x 8:



$$\begin{aligned} 9 \times 8 &= 7 \text{ tens} + (1 \times 2) \text{ units} \\ &= 70 + 2 \\ &= 72 \end{aligned}$$